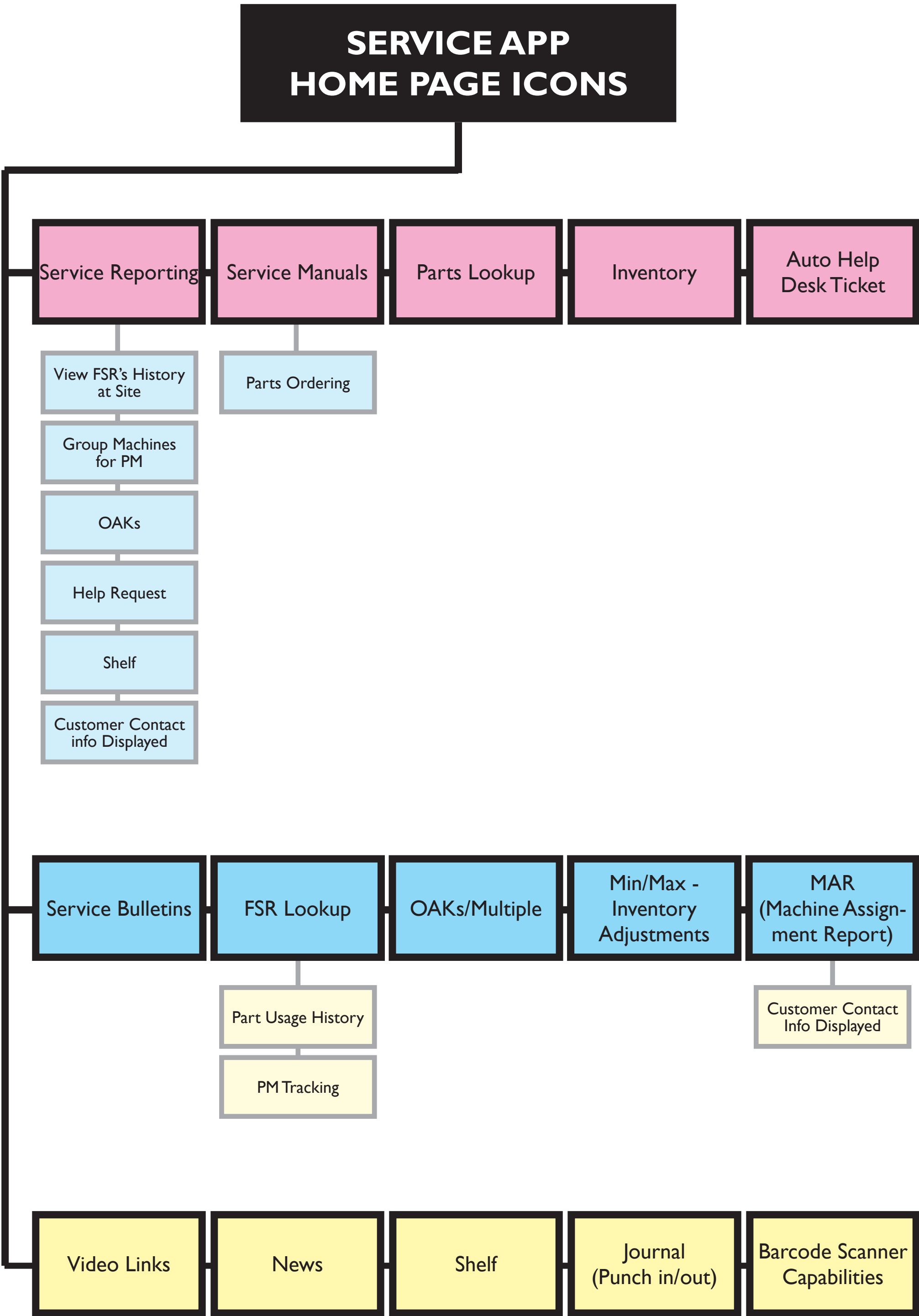


The new OPEX Service App basic herarchy. After tabulating technician feedback, pink represents the most used features followed by blue and then yellow being the least requested/used.





- HOME
- CONTACT
- FAQ
- HELP



Service Reporting



Service Manuals



Parts Lookup



Inventory



Help Desk Ticket



Service Bulletins



FSR Lookup




OAKs




Min/Max - Inventory Adjustment



Machine Assignment Report



Videos



News



Shelf



Journal (Punch In/Punch Out)



Barcode Scanner Capabilities



- HOME
- CONTACT
- FAQ
- HELP

View FSR's History at Site



Customer Contact Info Displayed



Help Request



OAKs



Shelf



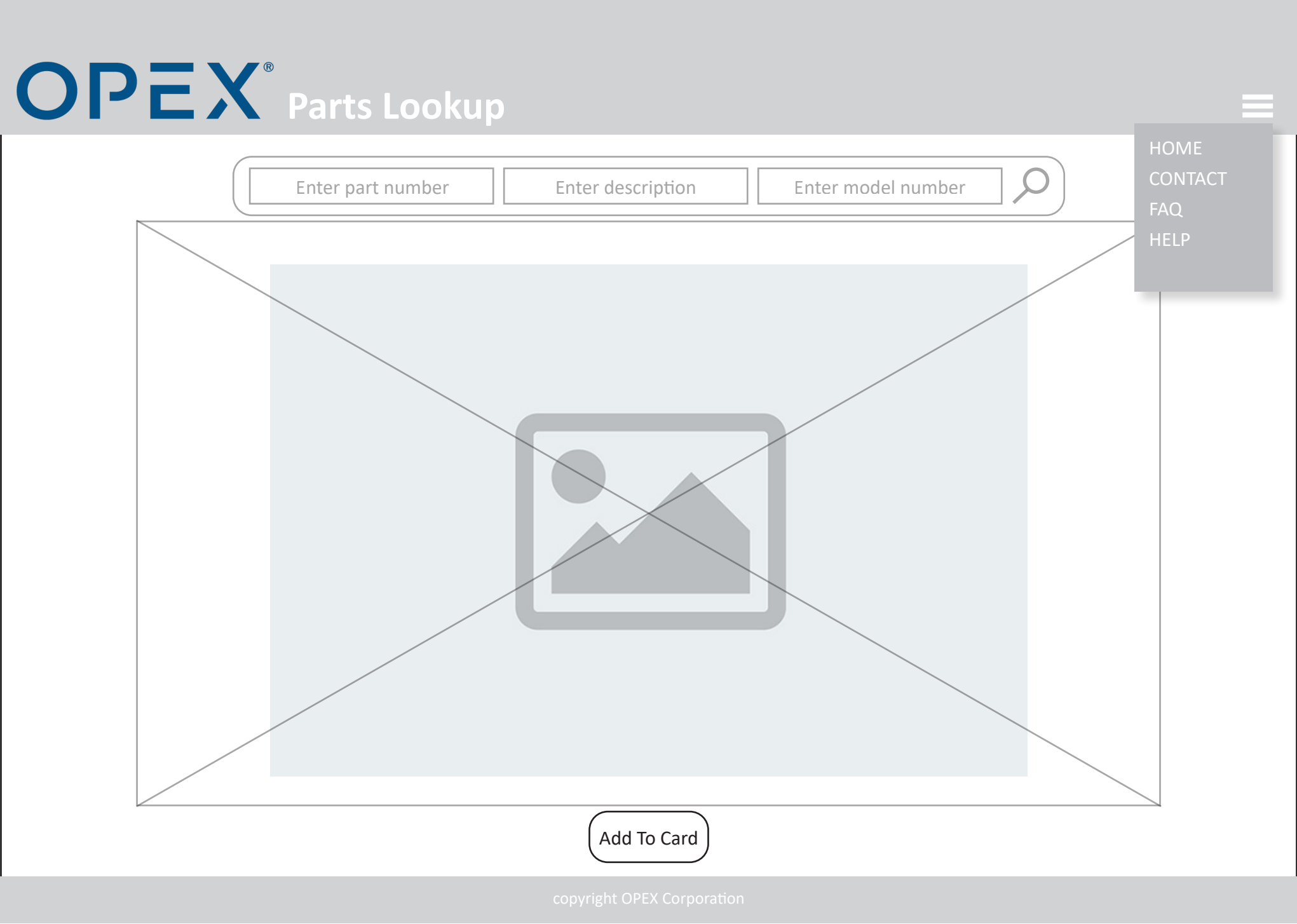
Group Machines for PMs



(Service Manuals)



(Parts Lookup)



The image is a screenshot of a web application titled "OPEX Inventory". The header is a solid grey bar. On the left, the "OPEX" logo is in blue, with "Inventory" in white text to its right. On the far right of the header, there is a white hamburger menu icon. Below the header, the main content area has a white background. Centered at the top of this area is the text "Enter a Region number to view:". Below this text is a search input field with the placeholder text "Region:" and a magnifying glass icon to its right. The input field is empty. Below the search bar is a large rectangular area with a light grey background, crossed out with a large, thin grey "X". On the right side of the main content area, there is a vertical grey sidebar containing four white text links: "HOME", "CONTACT", "FAQ", and "HELP". At the bottom of the page, there is a grey footer bar with the text "copyright OPEX Corporation" centered in white.

The image is a wireframe for a web application titled "OPEX Auto Help Desk Ticket". At the top left is the "OPEX" logo in blue, followed by the text "Auto Help Desk Ticket" in white. On the top right, there is a hamburger menu icon and a vertical navigation bar containing the links "HOME", "CONTACT", "FAQ", and "HELP". Below the header, there are three search input fields with rounded corners. The first field is labeled "Serial Number", the second "Model Number", and the third "Customer". Each field has a magnifying glass icon to its right. The main content area is filled with a series of horizontal bars, alternating between light gray and white, representing a list of items. At the bottom, a gray footer bar contains the text "copyright OPEX Corporation".

(Service Bulletins)

OPEX[®] Service Bulletins

HOME

CONTACT

FAQ

HELP

copyright OPEX Corporation

(FSR Lookup)

OPEX[®] FSR Search Tool

HOME

CONTACT

FAQ

HELP

FSR Lookup

Note, wide open queries are limited to 2000 results

Region Selector For Nationals

Note, selecting ALL will take a while to load

Year of FSR Selector

FSR Number

Account Number

Service Request

Tech Code

Serial Number

Model Number

Start Date: mm/dd/yyyy

End Date: mm/dd/yyyy

Problem

copyright OPEX Corporation

[illegible][illegible]

(MAR - Machine Assignment Report)



- HOME
- CONTACT
- FAQ
- HELP

Tech Number

(Video Links)



- HOME
- CONTACT
- FAQ
- HELP

Search for videos

The image displays a 4x2 grid of placeholder elements for a website layout. Each placeholder is composed of three parts: a light blue square on the left containing a gray icon of a picture with a mountain and a sun; a dark gray horizontal bar in the middle; and three light gray horizontal bars on the right representing text. In the top right corner, there is a small gray box with the word 'Free' written in a light gray font. The entire grid is set against a white background.

OPEX[®]

Inventory

HOME

CONTACT

FAQ

HELP

copyright OPEX Corporation

OPEX[®]

Inventory

HOME

CONTACT

FAQ

HELP

copyright OPEX Corporation

(Journal - Punch in/out)

OPEX[®]Inventory

☰

HOME
CONTACT
FAQ
HELP

copyright OPEX Corporation

(Barcode Scanner Capabilities)

OPEX[®]Inventory

☰

HOME
CONTACT
FAQ
HELP

copyright OPEX Corporation